



ELEMENTS SCOPE CAP DATA DISK TEMPLATES

1. Find your scope cap size and fill out the template using your scope's ballistics settings.

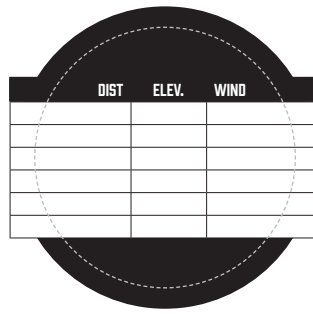
2. Print file at Full Size/100% Scale. Measure the squares to verify your file has printed properly.



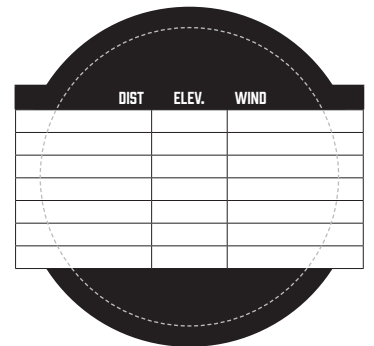
3. Cut out your Data Disk using the dotted line as a guide and insert into your Elements Scope Cap.



EYEPIECE TEMPLATES

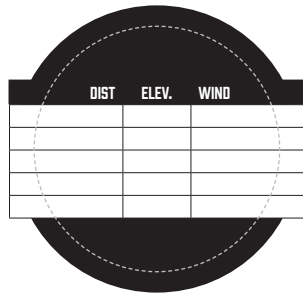


EEP1:
SMALL 37-42 MM

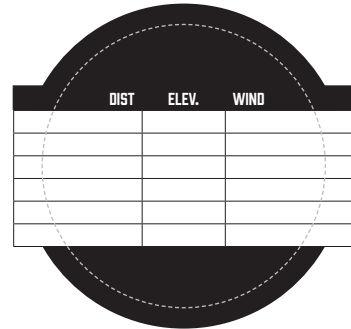


EEP2:
LARGE 42-47 MM

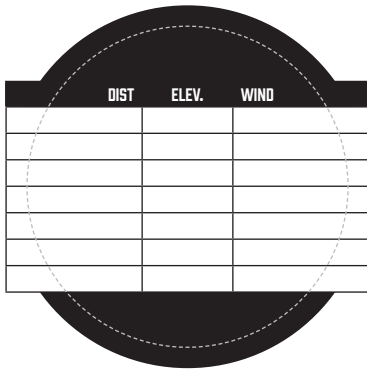
OBJECTIVE TEMPLATES



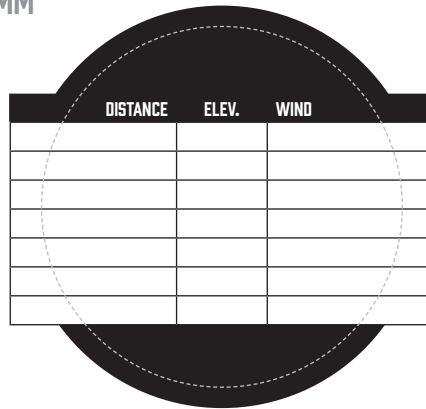
ESC40: 35-40 MM



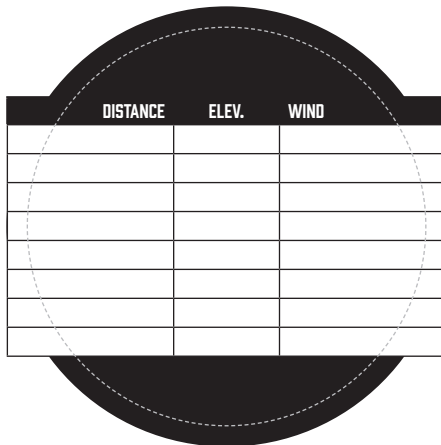
ESC44: 40-45 MM



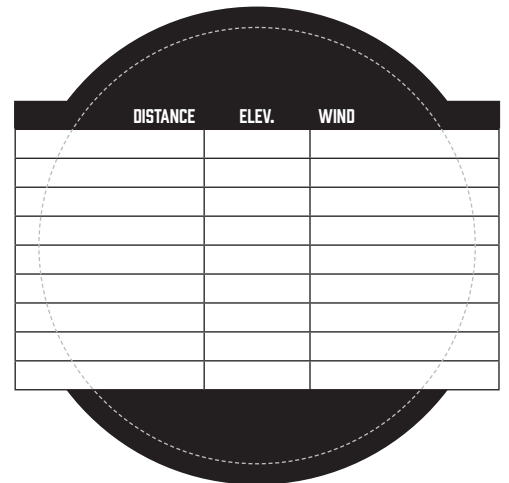
ESC50: 45-50 MM



ESC56: 50-55 MM



ESC60: 55-60 MM



ESC65: 60-65 MM